

## GUIA N° 3 Segundos Técnico Contable y Turismo




Semana 08/Marzo al 19/Marzo

Ingles Básico - Teacher Fatima Santillana

Entrega: fecha limite Viernes 19 de marzo

**Objective:** Students will be able to learn about important topics and put into practice the rules for them.


### TOPIC: SINGULAR AND PLURAL NOUNS

8 Plural Noun Rules	
<p>1. Add <u>s</u> to form the plural of most nouns</p> <p>Example: girl → girls apple → apples</p> 	<p>2. Add <u>es</u> to nouns that end in <u>ch, sh, s, x, or z</u></p> <p>Example: bench → benches dish → dishes bus → buses box → boxes quiz → quizzes</p>
<p>3. For nouns that end in <u>y</u> with a consonant before the <u>y</u>, change the <u>y</u> to <u>i</u> and add <u>es</u></p> <p>Example: candy → candies puppy → puppies</p> 	<p>4. For nouns that end in <u>y</u> with a vowel before the <u>y</u>, just add <u>s</u></p> <p>Example: toy → toys monkey → monkeys</p>
<p>5. For nouns that end in <u>f</u> or <u>fe</u>, drop the <u>f</u> or <u>fe</u> and add <u>ves</u></p> <p>Example: loaf → loaves knife → knives</p> 	<p>6. For nouns that end with a consonant before an <u>o</u> add <u>es</u></p> <p>Example: potato → potatoes tomato → tomatoes</p>
<p>7. Some nouns, change the spelling of the singular noun</p> <p>Example: child → children mouse → mice</p>	<p>8. Some nouns, use the same singular and plural form</p> <p>Example: fish → fish deer → deer</p>

**EXERCISE 1:** Make the plural of the following words

1. DISH \_\_\_\_\_
  2. CURCH \_\_\_\_\_
  3. APPLE \_\_\_\_\_
  4. TOY \_\_\_\_\_
  5. BOOK \_\_\_\_\_
  6. STORY \_\_\_\_\_
  7. CHILD \_\_\_\_\_
  8. CHAIR \_\_\_\_\_
- ❖ WRITE 5 NOUN THAT USE THE SAME PLURAL AND SINGULAR FORM

**REVIEW TOPIC: MY FAMILY**



Hi, my name is Sam and I am 11 years old . I have a big family. Charles is my father and Janet is my mother. My father is 50 years old and my mother is 49 years old. I have two sisters. My sister Sara is 16 years old. Anna is my second sister. She is 14 years old

**EXERCISE 2:** Listening about FAMILY

**Indicaciones:** En esta actividad deberán escuchar el audio corto sobre miembros de la familia y sus nombres. Lo escucharan y luego harán el siguiente ejercicio. Solo deben unir el nombre y el miembro de la familia al que corresponde ese nombre.

- |                         |            |
|-------------------------|------------|
| 1. MOTHER (MUM)         | a. TOM     |
| 2. FATHER (DAD)         | b. SAM     |
| 3. BROTHER              | c. HELEN   |
| 4. SISTER               | d. HANNA   |
| 5. GRANDMOTHER (GRANMA) | e. WILLIAM |
| 6. GRANDFATHER (GRANPA) | f. MAX     |
| 7. DOG                  | g. EMMA    |

**EXERCISE 3:** Write a paragraph similar to the example about your family