

## GUIA DE RECUPERACIÓN DE PERIODOS PARA PRIMERO DE SERVIEMPRESAS

Docente: Karla Rodríguez

Materia: inglés Básico

NOTA: Esta guía de recuperación se tomara con base 8 si completa el 100% de los ejercicios, prestar atención a la gramática y los ejemplos; luego realizar los ejercicios.

Verb "to be"			
Affirmative		Negative	
I <b>am</b>	→ I'm	I <b>am not</b>	→ I'm not
You <b>are</b>	→ You're	You <b>are not</b>	→ You aren't
He <b>is</b>	→ He's	He <b>is not</b>	→ He isn't
She <b>is</b>	→ She's	She <b>is not</b>	→ She isn't
It <b>is</b>	→ It's	It <b>is not</b>	→ It isn't
We <b>are</b>	→ We're	We <b>are not</b>	→ We aren't
You <b>are</b>	→ You're	You <b>are not</b>	→ You aren't
They <b>are</b>	→ They're	They <b>are not</b>	→ They aren't

Indicación: Escribe el verb to be correspondiente a cada oración.

- 1-I \_\_\_\_\_ at home.
- 2-She \_\_\_\_\_ at home in the morning.
- 3-We \_\_\_\_\_ in the park.
- 4- George \_\_\_\_\_ a good football player.
- 5-He \_\_\_\_\_ very funny.

Indicación: Escribe el verb to be en negativo de cada oración de la primera parte.





- 1-I \_\_\_\_\_ at home.
- 2-She \_\_\_\_\_ at home in the morning.
- 3-We \_\_\_\_\_ in the park.
- 4- George \_\_\_\_\_ a good football player.
- 5-He \_\_\_\_\_ very funny.


Indicación: reescribe las oraciones que están desordenadas guiándose del cuadro del gramar verb to be.


1. is /mechanic/He: \_\_\_\_\_
2. apple/ is/ It: \_\_\_\_\_
3. are/students/We: \_\_\_\_\_
4. beautiful/my mother /is : \_\_\_\_\_
5. intelligent /is/He: \_\_\_\_\_


## SECOND PART


A) Complete the sentences with *this*, *that*, *these* or *those*.


<p><b>this</b> → </p>	<p><b>these</b> → </p>
<p><b>that</b> → </p>	<p><b>those</b> → </p>

1) \_\_\_\_\_ is a computer game. → 

2) \_\_\_\_\_ are lorries. → 

3) \_\_\_\_\_ is a camera. → 

4) \_\_\_\_\_ is a kite. → 

5) \_\_\_\_\_ are balls. → 

Indicación: reescribe las oraciones que están desordenadas guiándote del cuadro de la actividad de la segunda parte.

- 1- a ball /is /this: \_\_\_\_\_
- 2- are / apples / those: \_\_\_\_\_
- 3- is / that /a tree: \_\_\_\_\_
- 4- this/your brother/ is: \_\_\_\_\_
- 5- a big house/ that / is: \_\_\_\_\_

THIRD PART

ENGLISH  
GRAMMAR

# There is - There are



**Meaning:** To say that something exists (or doesn't exist)

There **is** + **singular noun**

There **is** a **book** on the desk.

There **are** + **plural noun**

There **are** **books** on the desk.

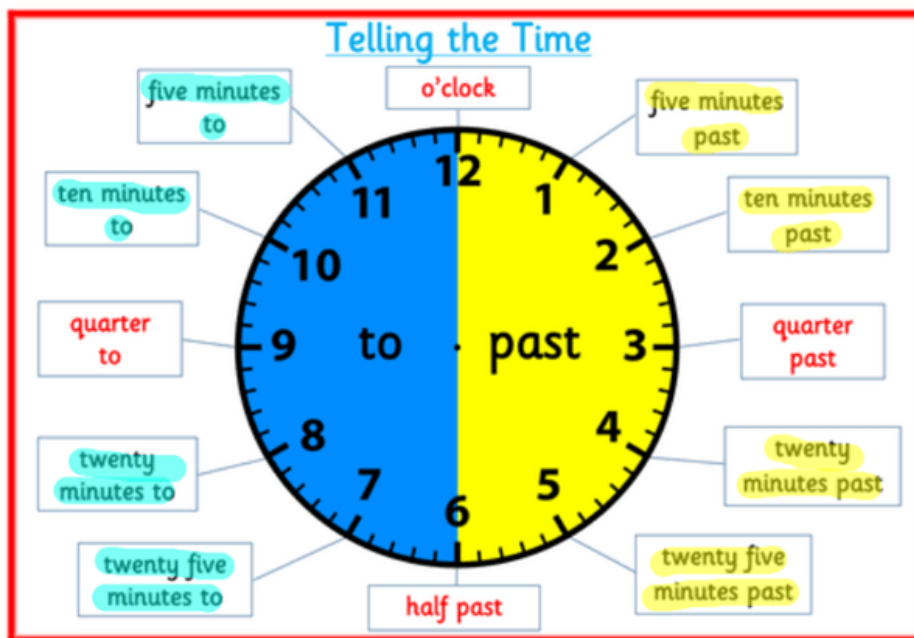
## There is / There are

Look at the picture and complete using *There is / There are*:



- 1- \_\_\_\_\_ two beds and two windows.
- 2- \_\_\_\_\_ poster on the wall.
- 3- \_\_\_\_\_ a dog on the table.
- 4- \_\_\_\_\_ books on the shelves.
- 5- \_\_\_\_\_ two tables in the bedroom.
- 6- \_\_\_\_\_ a small lamp on the night table.
- 7- \_\_\_\_\_ books on the floor.
- 8- \_\_\_\_\_ a book on the table next to the dog.

LIVWORKSHEETS



# Tell the Time! 2

Write the time underneath each clock.



Copyright © 2008 2009 Education.com

Created by:  education.com  
www.education.com/worksheets

Indicación: Responde la pregunta según tu opinión.

-What is your favorite day? And why?

---

---

-Write about you!

Example: My name is Karen. I am 14 years old. I live in Sonsonate .My favorite color is black. My favorite fruit is strawberry. My favorite food is hamburger and my favorite drink is soda.

You:

---

---

---